

## Enhancing the learner experience for L£\$€: LTI to the rescue!

*Simon Booth (University of Stirling)*  
*Stephen Vickers (IMS)*

13<sup>th</sup> Annual Durham Blackboard Users' Conference  
8<sup>th</sup> & 9<sup>th</sup> January 2013



### Goal of ceLTic:sharing project

- How can the choice of learning applications be increased so that academic staff can make choices which better fit their learning objectives?

### Costs of deploying learning applications

- Software licence
- Hardware (or hosting)
- Technical support
  - installation
  - provisioning (users, courses, enrolments)
  - maintenance
- Academic support (staff and students)
  - documentation
  - training
  - service desk

3



### Issues arising

- Too many choices of learning applications – cannot support them all with limited resources
- Value added increases with:
  - more users wanting to use it
  - ease of integration with existing systems (e.g. VLE/SIS)
  - level of generality (increased likelihood of wider adoption over time)
  - consistency with existing infrastructure and local expertise

4



### Problem to be addressed

- How can we make it as cheap and easy as possible for academic staff to use learning applications of their own choosing to meet their own specific learning objectives?
- More specifically, can the IMS Learning Tools Interoperability (LTI) specification help to resolve this problem?

5



### What is LTI?

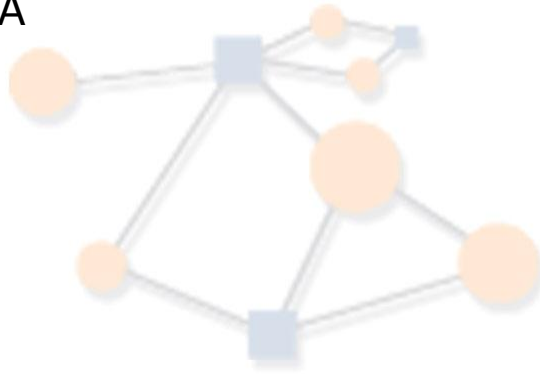
- Standard way to securely and seamlessly integrate a learning application with a VLE
- Launch process passes details about:
  - the user
  - their current context
  - their role in the current context
- Supported by all major VLEs

6



## Demonstration

- Creating and launching a link for WebPA



7



## Demonstration: Add new connection to WebPA

WebPA Sample module [sample]

User: WebPA Administrator  
You are in: home > lti sources > add

**Tutors**  
home  
my forms  
my groups  
my assessments

**Admin**  
admin home  
upload data  
view data  
metrics

**LTI Admin**  
lti sources  
change source

**Support**  
help  
contact  
logout

**ceLTICsharing**  
This service is brought to you by the JISC-funded ceLTIC project.

### WebPA OS Add source system

Here you are able to edit the details of a source within the system. There may be some elements of the information which do not appear to have been completed and this will be dependant on the information stored in the system.

**Consumer Details**

|                     |                                     |
|---------------------|-------------------------------------|
| <b>Name</b>         | Durham                              |
| <b>Key</b>          | durham.2013.key                     |
| <b>Secret</b>       | malcolm                             |
| <b>Enabled</b>      | <input checked="" type="checkbox"/> |
| <b>Enable from</b>  | 08-Jan-2013 00:00                   |
| <b>Enable until</b> | 31-Jan-2013 23:59                   |

Created  
Updated

© Loughborough University and University of Hull, 2005 - 2013 Version: 2.0.0.9c [TEST INSTANCE] [lt]

8



## Demonstration: Create link in Learn 9

**2. Connection Details**


The following parameters should be provided by the external tool provider and define the details required to make a connection to the external tool.

★ **Launch URL**   
This is the URL to which users are redirected when they connect to the tool.

**Consumer key**   
This key uniquely identifies the installation of Blackboard to the tool provider. If the launch URL matches a registered domain which has a consumer key, the consumer key for the domain will be used.

**Shared secret**   
The value of this secret should also be known by the tool provider and is used to secure the connections between the servers. If the launch URL matches a registered domain which has a secret value, the secret for the domain will be used.

9



## Demonstration: Select required LTI services

**5. Services**

The following parameters identify which of the LTI services are made available to this tool provider.

★ **Outcomes**   
Select whether the outcomes service is to be made available.

★ **Create a grade column in advance of first use?**   
A grade column may be created when the first grade is received or when the link to the external tool is created.

★ **Display format for column**   
The display format format used when creating the column may be either percentage or score.


★ **Points Possible**   
Maximum number of points which may be awarded for this item. The default is 100.

★ **Include this column in grade calculations?**  Yes  No  
Select No to exclude the column from grade calculations.

★ **Show this column to students?**  Yes  No  
Select No to hide the column from students in the My Grades area.

★ **Memberships**   
Select whether the memberships service is to be made available.

10



## Demonstration: Link added to course



11



## Benefits of using LTI

- Software licence – cost (if any) may be shared across all institutions
- Hardware (or hosting) – shared
- Technical support
  - installation – shared
  - provisioning – automated
  - maintenance – shared
- Academic support (staff and students)
  - documentation – some shared
  - training – some shared
  - service desk – can be self-supported

12



## Questions?

- ceLTic II (JISC Funded):
  - Stirling, Loughborough, ULCC, Stephen Vickers
  - 8 institutions using WebPA service
  - project site - <http://www.celtic-project.org>
- References:
  - LTI Briefing Paper – <http://publications.cetis.ac.uk/wp-content/uploads/2012/05/LTI-Briefing-Paper.pdf>
  - IMS – <http://developers.imsglobal.org>
- Contacts:
  - [s.p.booth@stir.ac.uk](mailto:s.p.booth@stir.ac.uk), [svickers@imsglobal.org](mailto:svickers@imsglobal.org)

13

